

Picnic RSVP Due Friday, July 22nd

*Coming in
2005!!*

- **July 31**
Annual CWGS Pond Tour, maps & details in this issue
RSVP Due Friday, July 22nd
- **August 13**
CWGS Water Blossom Festival at DBG, 9 am - 4 pm
- **September 11**
2-4 pm, Morrison Center, DBG, program to be announced
- **December 3**
Holiday Party/Awards Presentations, Morrison Center, DBG

**Support those who
support CWGS!!**

**International Waterlily and
Watergardening Society (IWGS)**

<http://www.iwgs.org>

Alpine Koi & Homescapes

<http://www.alpinekoi.com>

Falls by Fox, Inc.

<http://www.fallsbyfox.com>

Natural Elements

<http://www.techconsult.org/>

Natural_Elements

Nick's Garden Center

<http://www.nicksgardencenter.com>

Paradise Water Gardens Ltd.

<http://www.paradisewatgardens.com>

Waterscape Solutions, Inc.

<http://www.waterscapesolutions.net>



The Water Garden

Volume 22 Number 5

July 2005

Successful Plant Swap and Sale!

On June 11, CWGS' first ever "Plant Swap and Sale" was very successful! Large numbers of water gardeners made their way to Falls by Fox and were greeted with an enormous selection of tropical and hardy water lilies, cannas, and many other plants and pond supplies.

A HUGE thank you goes to each of the volunteers who gave their time on either/both of the set up and sale days! Falls by Fox was very hospitable and accommodating for this large event!

A degree of uncertainty and speculation existed about how the new swap feature would work and, while some useful insights were gained for possible future events, it went smoothly overall.

Some members donated plants beyond receiving any swap tickets, and Denver Botanic Gardens, through the efforts of Joe Tomacik, contributed cannas, water lilies, and other plants. Thanks also to the Goldbergs, the Houghs, the Thomases, the Arneills, Vicki Aber, Marge Oleson, Chuck Hunt, and Cathy Manley for their plant donations to the swap. We undoubtedly missed a few donors, and we apologize.

Besides being the main fundraiser for the organization, the event will help beautify many area ponds with the varied and high quality selection of plants.

Many thanks again go to everyone who contributed to the event!

CWGS Pond Tour & Picnic '05
Descriptions, maps, driving directions inside

RSVP Due Friday, July 22nd

Official
Journal
of the
Colorado
Water Garden
Society

Board of Directors

Cyndie Thomas, President 303.755.1885
Education
splaash@comcast.net

Duff Kerr, Vice-President 303.871.0336
Outreach, Membership
duffkerr@att.net

Bill Powell, Secretary 303.355.8098
Publicity
wbpow@comcast.net

Ken Lange, Treasurer 303.393.8410
Membership, Fundraising, Pond Tour/Picnic
langekl@aol.com

Members-at-Large
Jim Arneill 303.843.9619
Publicity, Newsletter
arneill4@msn.com

Lowell Coon 303.427.8532
Volunteer Coordinator, Programs
lcoon.co1@netzero.net

Chuck Hunt 303.399.9729
Pond Tour/Picnic, Education, Fundraising
codysmokeybear@yahoo.com

Cathy Manley 303.979.5187
Education, Outreach, Pond Tour/Picnic
cathymanley7@hotmail.com

Rebecca Nash 303.766.2863
Programs, Outreach
nashrebecca@comcast.net

Marge Oleson 303.989.4809
DBG Plant Sale, Outreach, Pond Tour/Picnic
margeoleson@yahoo.com

Michael Thomas 303.755.1885
Newsletter, Membership
newsletter@colowatergardensociety.org

*Opinions of the authors in this publication are their own. Any products reviewed in this publication are not specifically endorsed by CWGS, nor does the Society accept any liability arising from the contents of this publication. CWGS requests that other organizations and publications wishing to reproduce articles or portions of articles from **The Water Garden** please contact Michael Thomas, Editor, regarding permission. Reproductions should credit CWGS and the author.*



<http://www.colowatergardensociety.org>



Colorado Water Garden Society

Welcome to CWGS!!

Renewing Members

Jim & Tudi Arneill, Centennial
Jim Banman, Centennial
Craig & Deb Dawson, Highlands Ranch
Don & Sue Elie, Littleton

Werner & Nancy Neupert, Boulder
Steve & Calae Runge, Golden
Ron & Karen Shaw, Westminster
Trey, Nancy & Will Styler, Greenwood Village
Nancy Tucker, Lakewood

New Members

Ted Knutziev, Castle Rock
Michael M. Chan, Denver
Jim & Kathy Davis, Thornton
Veronica Kertesz, Boulder
Jerry & Shelley Leiser, Larkspur,
Teri O'Surivan, Denver
Richard Potts, Denver
Beverly Shachtman, Fort Collins

Express Membership Application

Membership Fees: \$15.00 Individual; \$20.00 Family
Join or Renew Today!

Make checks payable to Colorado Water Garden Society;
DO NOT send cash; Check or Money Order only, please. Thank you.

Return this form with your payment to:

CWGS Membership
100 Glencoe St.
Denver, CO 80220

(Please Print)

Name(s) _____

Street _____

City _____ State _____ Zip _____

Home Phone () _____

E-Mail _____

Signature _____

Date _____

Pond Experience (Beginner) _____ (Some Skill) _____ (Pro) _____

Contact me concerning volunteer opportunities I have checked below:

Flower & Plant Show (April) _____ Plant Societies, Hudson Gardens (April) _____

Plant Exchange/Sale (June) _____ Water Garden Spectacular (August) _____

Pond Tour (July) _____ Holiday Party (Dec.) _____ DBG Volunteer _____

MarketPlace



Colorado Water Garden Society

<http://www.colowatergardensociety.org>



Falls by Fox, Inc.

2001 E. 58th Ave., Denver,
80216

303.904.9977

Specializing in
Custom Waterfalls & Ponds

Full Pond & Water
Garden Retail Center

10 am-6 pm
7 days a week

www.fallsbyfox.com

(1 mile east of I-25 on 58th Ave.)

MarketPlace

Sell anything you want in this space for only \$15 per issue (or \$90 per year), pre-paid. Enclose copy and payment, and send to:

MarketPlace
1023 S. Kittredge Way
Aurora, CO 80017



Paul Stetson
14 May Street, Whitman, MA 02382
1-800-955-0161

Send for our free water garden catalog
<http://www.paradisewatergardens.com/>

Alpine Koi & Homescapes

Water Garden Center

- * Quality Pond Supplies * Large Selection of Aquatic Plants
- * Show Quality Japanese Koi * Domestic Koi * Goldfish
- * Indoor & Outdoor Fountains * Wild Bird Products
- * Unique Yard Accessories * Gift Certificates & More!
- * Retail/Wholesale

2715 E. Mulberry (Mulberry & Summit View), Fort Collins, CO 80524
I-25, Exit 269B (Highway 14)

* Summer Hours: Mon-Sat 9-6 Sunday Noon-5

www.alpinekoi.com

970-224-3663

CWGS Pond Tour & Picnic '05

1. Start (at I 70 & I 25 in DENVER) going toward ramp - go 0.6 mi
2. Merge onto I-70 - go 2.7 mi
3. Take ramp onto SHERIDAN BLVD[CO-95] - go 1.2 mi
4. Turn on W 58TH AVE - go 1.3 mi

5. Turn on WADSWORTH BYP[CO-121] - go 1.0 mi
6. Continue to follow CO-121 - go 2.1 mi
7. Bear onto POMONA DR - go 0.1 mi
8. Turn on WEBSTER ST - go 0.2 mi
9. Arrive at 8396 WEBSTER ST

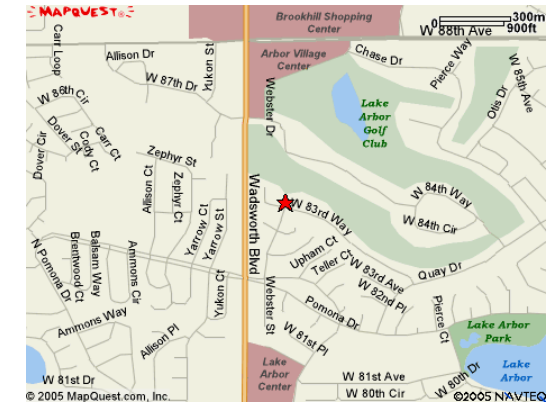
1 NELSON and SHARON RUBIN

8369 Webster St., Arvada

Nestled in the far corner is this four-year-old 1,000-gallon stream with a foot bridge and deck. Landscaping by Sharon and Nelson duplicates a mountain setting as a memorial to their son.

Start at 8369 WEBSTER ST going toward W 83RD WAY - go 0.2 mi

2. Turn on N POMONA DR - go 0.1 mi
3. Turn on WADSWORTH BLVD - go 1.1 mi
4. WADSWORTH BLVD becomes WADSWORTH PKY - go 2.3 mi
5. Turn on W 108TH AVE - go 0.6 mi
6. Turn on ZEPHYR CT - go 0.1 mi
7. Turn on W 109TH AVE - go < 0.1 mi
8. Arrive at 7892 W 109TH AVE



2 ED and DOREEN PAYNE

7892 W. 109th Ave., Broomfield

The Paynes, with their son, built this pond last year. Terraced below a deck and built into a sloping yard, this 6,000-gallon pond is home to Koi and goldfish. Check out the smaller pond on the deck.

1. Start at 7892 W 109TH AVE - go 0.1 mi
2. W 109TH AVE becomes ZEPHYR ST - go 0.2 mi
3. Turn on W 110TH AVE - go 0.2 mi
4. Turn on WADSWORTH BLVD - go 0.4 mi
5. Turn on W 112TH AVE - go 3.1 mi
6. Turn on N DECATOR DR - go 0.2 mi
7. Continue on W 111TH AVE - go 0.1 mi
8. Turn on N BRYANT ST - go 0.2 mi
9. Turn on W 109TH AVE - go 0.1 mi
10. Arrive at 2563 W 109TH AVE

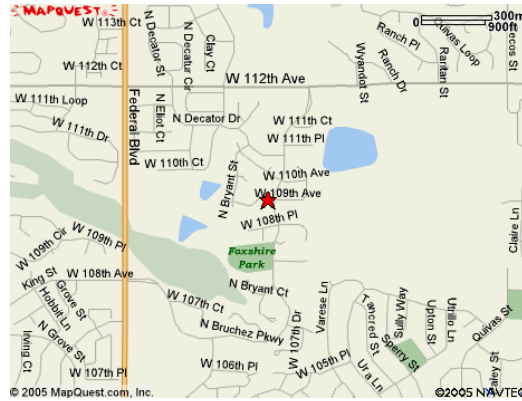


3 NORA HEALY

2563 W. 109th Ave., Denver

As you enter the back, Nora has several small container ponds for her plants. The large 3,000-gallon pond in the far corner of her backyard is about six years old and has a filtration system and falls. It is home to many Koi, including butterfly and varieties of marginals.

1. Start at 2563 W 109TH AVE - go 0.1 mi
2. Turn on N ALCOTT ST - go 0.2 mi
3. Continue on N BRUCHEZ PKY - go 0.3 mi
4. Turn on DECATUR ST - go 0.2 mi
5. DECATUR ST becomes ELIOT ST - go 0.2 mi
6. Turn on 104TH AVE - go 4.3 mi
7. Turn on COLORADO BLVD - go 0.5 mi
8. Turn on E 108TH AVE - go 0.3 mi
9. Turn on BIRCH DR - go < 0.1 mi
10. Turn on E 109TH AVE - go < 0.1 mi
11. Arrive at 4520 E 109TH AVE

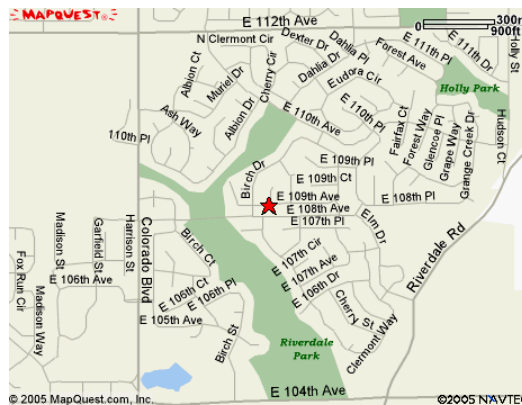


4 GARY and JULIE BULZEC

4520 E. 109th Ave., Denver

This professionally-built, owner-finished 6,000-gallon pond was designed for koi and plants. The pond has an interesting owner-designed filtration system. By the deck is a fountain pond with comets.

1. Start at 4520 E 109TH AVE going toward CLERMONT CT - go 0.2 mi
2. Continue on DAHLIA WAY - go 0.1 mi
3. Turn on E 109TH PL - go < 0.1 mi
4. Turn on ELM DR - go 0.1 mi
5. ELM DR becomes E 110TH PL - go 0.1 mi
6. Turn on EUDORA CIR - go < 0.1 mi
7. Arrive at 11183 EUDORA CIR



**Koi Ponds ■ Waterfalls
Water Gardens**

John and Terri Rowe

720.318.7414

fax: 303.466.1745

email: waterscape_info@comcast.net

120 Fairplay Ave. Broomfield, CO 80020

**Pond Design, Installation
Maintenance & Cleaning ■ Filtration**

www.waterscapesolutions.net



Colorado Water Garden Society

<http://www.colowatergardensociety.org>

Natural Elements
Earth-Friendly Fountains & Stained Glass

- Container & Tabletop Water Gardens
- Stained Glass - New & Repairs
- Water Garden & Plant Consulting
- Water Garden Presentations

http://www.techconsult.org/Natural_Elements

natural_elements@techconsult.org

720-373-2761



**We are a full-service nursery
& garden center.
Come in and look us over!**

**LINERS • PUMPS • FILTERS • PLANTS
DECHLORINATOR • WATER TEST KITS • MEDICINE
REPAIR KITS • NETS • HEATERS
KOI - GOLDFISH - TADPOLES**

**Ready to serve you!
Hours: Mon.-Sat. - 8 am-6 pm
Sun. - 9 am-5 pm**

**2001 S. Chambers Rd.
(Iliff Ave. & Chambers Rd.)
303-696-6657**

Features

Summer Oasis!

by Jim Arneill
CWGS Member-at-Large

oasis 1. a fertile place in a desert, due to the presence of water
2. any place or thing offering welcome relief as from difficulty or dullness

Which definition from Webster's New World Dictionary best fits your pond or water feature? Perhaps both have some meaning to you. In either case, your pond is probably already thriving with the warmer temperatures and the magic ingredients of sun + water + fertilizer = plentiful plant growth.

Summer is the peak time to enjoy the beauty of your water features. The most important summer activity is to celebrate its splendor and spend time around it. Many people savor those warm evenings sitting outside and using all their senses, including listening to the cascading water and noticing the various attractive colors and textures of their plants and blooms. Those with fish also are entertained by their movements and activities, especially during feeding.

While the most arduous tasks associated with ponds have probably already been completed, here are a few reminders of mostly "puttering" activities to help maintain your pond during the summer months:

- Remove yellowing leaves, spent blossoms, and excessive plant growth, such as water hyacinths which may need a new home!
- Top off your pond with water due to evaporation, which can account for the loss of an inch or more of water per week. If you are finding that you have

to add more water than this, look for possible leaks, especially if there is a waterfall.

- If you have fish, switch from a high-carbohydrate to a high-protein food.
- Add fertilizer tablets according to the label directions. (Lotuses are heavy feeders, so remember to give them an extra punch!)
- Be on the alert for any changes in the rate of water flow. This may indicate a clog or kink somewhere. Clean the pump intake and any filters, skimmers, etc. as needed. It is important to provide a high level of oxygen in your pond, and having your water recirculate efficiently will help greatly with this.
- If you notice any insect pests on your foliage, try hosing them off before resorting to the use of pesticides. You may also need to remove and dispose of any diseased or infested parts of a plant.
- Look for new plants to enhance the beauty of your pond. Now that the water temperatures stay above 70 degrees, you might consider adding some tropical plants. There are many beautiful tropical lilies as well as favorite marginals for our zone such as taros, papyruses, and cannas.

The above activities may either be considered work or fun, and either way, the enjoyment one receives from their abundant summer pond which brings welcome relief is certainly paramount!

5 GARY DOUGLAS and MICHAEL GOMEZ

1183 Eudora Cir., Denver

Gary and Michael are in the process of building a 50,000-gallon pond with an Egyptian theme. Check out two greenhouses holding fish and plants and several small container ponds.

- Start at 1183 EUDORA CIR going toward EUDORA WAY - go 0.1 mi
2. Turn on FAIRFAX WAY - go 0.1 mi
3. Turn on FAIRFAX CIR - go < 0.1 mi
4. Turn on E 110TH AVE - go 0.3 mi
5. Turn on HOLLY ST - go 1.5 mi
6. Turn on E 121ST PL - go 0.1 mi
7. Turn on GRAPE ST - go 0.1 mi
8. Arrive at 12076 GRAPE ST

6 JOHN and KIM SCHMIDT

12076 Grape St., Denver

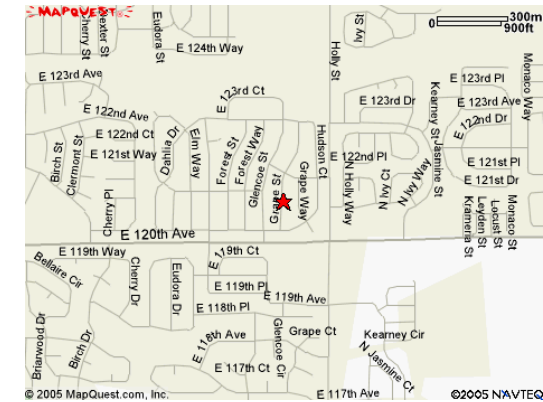
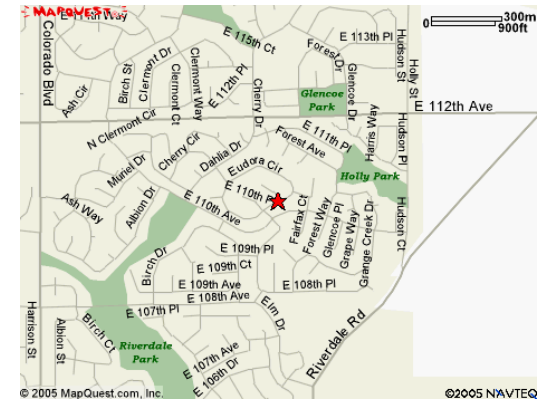
Less than a year old, this professionally-installed, owner-finished pond of 4,000 gallons is home to koi. A 150-gallon turtle pond is nestled into the opposite corner.

- Start at 12076 GRAPE ST - go 0.1 mi
2. Turn on E 120TH PL - go < 0.1 mi
3. Turn on GLENCOE ST - go < 0.1 mi
4. Turn on 120TH AVE - go 7.8 mi
5. Turn on MAIN ST - go 1.3 mi
6. Turn on MIRAMONTE BLVD - go 0.6 mi
7. Turn on IRIS CIR - go 0.1 mi
8. Arrive at 1309 IRIS CIR

Please join us for the 2005 Pond Tour for CWGS members and guests on Sunday, July 31st, 11 am to 3 pm, with a picnic at 4 pm at the last home.

There are nine ponds on the tour, some established and some in-progress, all in the north Denver-Broomfield area. Estimated mileages are given with the driving directions from home to home.

Please plan your tour to allow for viewing the gardens, asking questions, swapping fish stories, deciphering new detours, bathroom stops, etc.



Hosts will be available from 11 am to 3 pm. Bathrooms are not available at the tour homes, but our picnic hosts have graciously offered the use of their facilities. Please be considerate of our hosts and plan your drive time to see #8 by 3 pm (if you follow the route map). Number 9 is our picnic site and we will begin serving at 4 pm. This will give our hosts time to make the drive to join us.

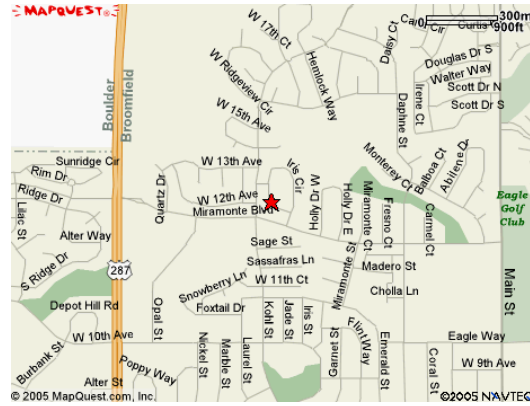
Regarding the picnic - we are making an effort to keep costs reasonable, but that necessitates having an accurate head count, as the

7 DAVE and GAIL UEKERT

1309 Iris Cir., Broomfield

This 6-year-old, professionally-built, terraced pond holds 1,000 gallons. It's home to several varieties of fish. Note the lighting features and plantings.

- Start at 1309 IRIS CIR - go < 0.1 mi
2. Turn on W 12TH ST - go < 0.1 mi
3. Turn on KOHL ST - go 0.8 mi
4. KOHL ST becomes W 136TH AVE - go 0.3 mi
5. Turn on TELLURIDE DR - go < 0.1 mi
6. Turn on FAIRPLAY AVE - go < 0.1 mi
7. Arrive at 120 FAIRPLAY AVE

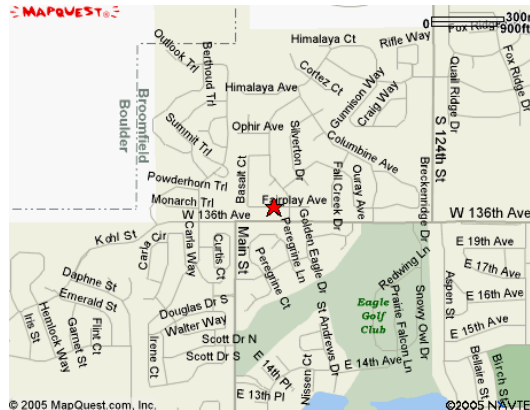


8 JOHN and TERRI ROWE

120 Fairplay Ave., Broomfield

Terry and John have had various ponds over the past nine years. This is an owner-built, 1,000-gallon, above-ground pond finished in stone. It is covered with hardy lilies. Deeper in the yard is a 5,000-gallon pond with a waterfall that's home to large koi.

- Start at 120 FAIRPLAY AVE - go < 0.1 mi
2. Turn on TELLURIDE DR - go < 0.1 mi
3. Turn on W 136TH AVE - go 1.6 mi
4. Turn on CREEK DR - go 0.1 mi
5. Arrive at 3951 CREEK DR



food must be ordered a week in advance. Therefore, we are asking that you fill out and **mail your reservation and payment by Friday, July 22nd.**

Please make checks payable to CWGS.
Mail to:
KEN LANGE, Treasurer
100 Glencoe St.
Denver Co. 80220

Name _____

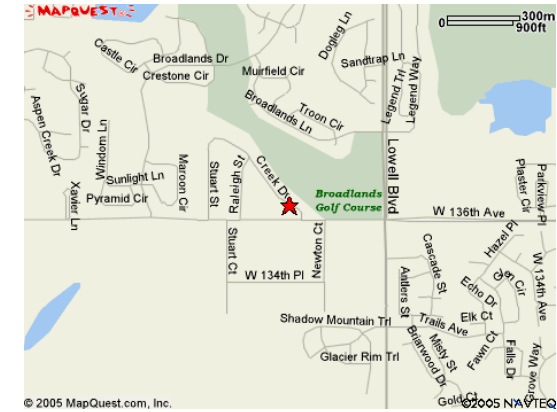
No. attending picnic _____ X \$8.00 = \$ _____

No. 6-12 yrs. _____ X \$4.00 = \$ _____

9 KEN and DEBBIE WEINGARDT

3951 Creek Dr., Broomfield

The first pond you see is over 24,000 gallons and is home to several hundred Japanese koi. This pond borders the fence line. The second pond is 2,400 gallons located by the house.



Japanese Gardening 101 - Part 4

by Michael Thomas

Source: *Creating Japanese Gardens*, Alvin Horton, Meredith Books, Ortho All About Series, 2003

Basic Garden Styles - Stroll Style

Sharing many of the characteristics of the hill-and-pond garden, the stroll garden has one major functional difference - to be appreciated, one must walk through it and contemplate the garden from several vantage points.

Both garden styles share similarities in the overall appearance of the garden to the visitor, the expansiveness of the layout, and the detail that must be adhered to in relation to the garden's components.

A stroll garden, however, never reveals all it has to offer from one spot. Although meditation is still a primary goal of the stroll garden, the visitor must be a more active participant in order to appreciate all the garden holds.

The garden must be large enough to have a pathway traveling through it, but the entire garden can still be relatively-small in size, if so desired. It must be spacious enough, however, to allow the path to turn and change in levels as it moves through the garden.

The central theme of the stroll garden is to give the visitor an opportunity to anticipate, then experience, the details of the garden. The garden's beauty is often subtle, so the active visitor is the one who discovers the garden. "Hide and reveal" is a strong design principle, such as changing the size of the stepping stones so visitors have to look at their feet, thus noticing garden features all around them.

Zig-zagging paths reveal new, unexpected vistas, offering new views of other garden features the visitor may have seen at another point. In short, the unique qualities of the stroll garden reveal themselves throughout the visit, rather than all at once.